

**City Of Yakima  
2023-2024 Preliminary  
Biennial Budget**

**Budget Study Session 2  
October 6, 2022**

# Introduction & Follow Up




# FLYYAKM

Yakima Air Terminal - McAllister Field

**Primary services provided by this department**


**include:**

1. Airport Management and Administration
2. Federal Aviation Administration Grant Administration
3. Airfield and Terminal Maintenance
4. Snow Removal Operations
5. Airport Operations and Emergency Response
6. Hazardous Wildlife Management
7. Business Development/5-Year Capital Improvement Plan
8. Heavy Equipment Operations and Repairs
9. Airfield Construction Administration and Management
10. Airport Security and Badging
11. Landscaping and Janitorial Services



## 2022 Accomplishments

- Rehabilitation of East General Aviation Apron \$2,261,362



- Rehabilitation of Airport Administration Office \$70,000




- Main Terminal Building - Installation of automated security exit lane system \$130,000




- Main Terminal Building - Environmental Documented Categorical Exclusion \$35,410



- ADA Passenger Boarding Ramp \$75,000



- Design and Engineer of Taxilane Charlie Extension \$220,000



## Airport Goals 2023-2024

**Safety and Security.** Provide an airport that is safe, secure, efficient, and reliable.

**Economic Development.** Develop the airport's physical facilities to meet the future needs of the community.

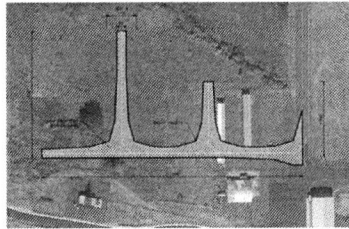
**Air Service Development.** Grow and enhance air service opportunities.

**Innovation.** Innovate through opportunities in technology and sustainability by exploring sustainable and renewable energy.

- Two High Speed Runway Plows \$1,500,000 (2023-2024)




- Construction of Taxiway Charlie Extension \$2,500,000 (Summer 2023)



- Air service development (2023-2024) \$750,000




- Main Terminal Building – Roof replacement \$65,000 (Summer 2023)



- Terminal Concept Study \$800,000 (Fall 2022-2023)



- Main Terminal Building Design and Engineering \$4,000,000 (Fall 2024)





**FLYYAKM**  
Yakima Air Terminal - McAllister Field

<b>Expenditures by Object</b>	<b>2022 Estimated Year-End</b>	<b>2023 Projected Budget</b>	<b>% Change 2022 to 2023</b>	<b>2024 Projected Budget</b>	<b>% Change 2023 to 2024</b>
100 Salaries & Wages	\$ 773,779.18	\$ 745,617.66	(3.6)%	\$ 778,283.83	4.4 %
200 Personnel Benefits	285,427.51	296,521.50	3.9 %	306,742.33	3.4 %
<b>Sub-Total Salaries &amp; Benefits</b>	<b>1,059,206.69</b>	<b>1,042,139.16</b>	<b>(1.6)%</b>	<b>1,085,026.16</b>	<b>4.1 %</b>
300 Operating Supplies	180,097.00	136,000.00	(24.5)%	131,500.00	(3.3)%
400 Professional Services & Charges	801,386.64	715,304.00	(10.7)%	655,276.24	(8.4)%
600 Capital Projects	140,932.60	70,000.00	(50.3)%	10,000.00	(85.7)%
Transfers	—	—	n/a	—	n/a
<b>Total Expenditures</b>	<b>\$2,181,622.93</b>	<b>\$1,963,443.16</b>	<b>(10.0)%</b>	<b>\$1,881,802.40</b>	<b>(4.2)%</b>

# Capitol Theatre

2023-2024 Budget




# Capitol Theatre

## 2023-2024 Budget

<b>Expenditures by Object</b>	<b>2022 Estimated Year-End</b>	<b>2023 Projected Budget</b>	<b>% Change 2022 to 2023</b>	<b>2024 Projected Budget</b>	<b>% Change 2023 to 2024</b>
300 Operating Supplies	\$ 19,489	\$ 19,500	0.1 %	\$ 20,000	2.6 %
400 Professional Services & Charges	417,549	427,819	2.5 %	439,280	2.7 %
<b>Total Expenditures</b>	<b>\$ 437,038</b>	<b>\$ 447,319</b>	<b>2.4 %</b>	<b>\$ 459,280</b>	<b>2.7 %</b>





# Transportation Benefit District

# TBD Project List

<u>Street Projects</u>	<u>District</u>	<u>Est. Cost</u>	<u>Status</u>
▶ N. 1 <sup>st</sup> St. Revitalization	1,4,5	\$12,000,000	Active
▶ 6 <sup>th</sup> Ave. Roadway	1,5	\$6,900,000	
▶ 1 <sup>st</sup> St./Washington Ave. Intersection	3	\$2,300,000	
▶ Powerhouse Rd./Englewood Intersection	5	\$837,000	
▶ Nob Hill/Fair Ave. Intersection	2	\$300,000	Active

<u>Sidewalk Projects</u>	<u>District</u>	<u>Est. Cost</u>	<u>Status</u>
▶ Mead Ave. – 27 <sup>th</sup> Ave. to 28 <sup>th</sup> Ave.	3	\$17,000	Active
▶ 88 <sup>th</sup> Ave. – Summitview to Tieton	6	\$650,000	
▶ 3 <sup>rd</sup> Ave. – Nob Hill to Walnut	4	\$550,000	
▶ Chestnut Ave.- 56 <sup>th</sup> Ave. to 70 <sup>th</sup> Ave.	6	\$515,000	
▶ Fair Ave. – Pacific to Nob Hill	2	\$425,000	
▶ Browne Ave. – 7 <sup>th</sup> Ave. to 16 <sup>th</sup> Ave.	5	\$386,000	
▶ Mead Ave. Pedestrian Signal at 10 <sup>th</sup> Ave.	3	\$345,000	
▶ Pacific Ave. – Fair Ave. to Jail Property	2	\$345,000	Active*
▶ 44 <sup>th</sup> Ave. – Viola to Randall Park	7	\$315,000	
▶ N. 16 <sup>th</sup> Ave. – SR-12 to River Rd.	5	\$290,000	
▶ Nob Hill Blvd. – 12 St. to 14 <sup>th</sup> St.	2	\$150,000	

*Note: The project list and estimated costs were originally generated in 2017. A cost adjustment of 15% was added in 2021 to account for inflation. The annual revenue generated from the \$20 Car Tab Fee is approximately \$1.8M.*

*\* This project will be funded by a Transportation Improvement Board (TIB) Grant*

# 2021 Accomplishments

- ▶ **North 1<sup>st</sup> Street Revitalization Phase 2** - (Funded by Water and Stormwater Capital Funds and TBD Funds)




Island with landscaping



New sidewalks with ADA ramps

- ▶ **4<sup>th</sup> Street Sidewalk Project (Walnut to Pacific)** – The project consisted of the removal of problematic trees that were disrupting sidewalks, replanting of acceptable trees, repair of sidewalks and the addition of ADA ramps.



Completed sidewalks with ADA ramps on 4<sup>th</sup> St.

## 2022 Accomplishments

- ▶ **Nob Hill Blvd./Fair Ave. Intersection** – The right-of-way acquisition was completed without utilizing TBD funds.
- ▶ **Mead Ave. Sidewalk Project (27<sup>th</sup> Ave. to 28<sup>th</sup> Ave.)** – The acquisition of the necessary right-of-way has been completed.
- ▶ **North 1<sup>st</sup> Street Revitalization Phase 3** – Design and right-of-way acquisition are currently underway.

# 2023 & 2024 Goals


## 2023

- ▶ **North 1<sup>st</sup> Street Revitalization Phase 3** - Begin construction; estimated cost \$13.8M
- ▶ **Mead Ave. Sidewalk Project (27<sup>th</sup> Ave. to 28<sup>th</sup> Ave.)** – Sidewalk installation
- ▶ **6<sup>th</sup> Ave. Roadway** – Begin the design work for the replacement of the trolley tracks and the improvement to 6<sup>th</sup> Ave.

## 2024

- ▶ **North 1<sup>st</sup> Street Revitalization Phase 3** – Complete construction

**6<sup>th</sup> Ave. Roadway – Estimated cost \$6.9M**




# TBD Budget

<b>Expenditures by Object</b>	<b>2022 Estimated Year-End</b>	<b>2023 Projected Budget</b>	<b>% Change 2022 to 2023</b>	<b>2024 Projected Budget</b>	<b>% Change 2023 to 2024</b>
400 Professional Services & Charges	\$ 4,865	\$ 2,237	(54.0)%	\$ 2,371	6.0 %
600 Capital Projects	1,023,000	4,680,000	357.5 %	1,805,000	(61.4)%
Transfers	62,800	62,800	— %	62,800	— %
<b>Total Expenditures</b>	<b>\$ 1,090,665</b>	<b>\$ 4,745,037</b>	<b>335.1 %</b>	<b>\$ 1,870,171</b>	<b>(60.6)%</b>

Questions?





# REET 1/ REET 2

Scott Schafer – Director of Public Works

Office: 576-6411

# What is REET?

The City receives first ¼% Real Estate Excise Tax (REET 1) and the second ¼% (REET2) for Capital Improvement projects and maintenance. REET Funds are also used to fund debt service on capital improvements.

## ▶ REET 1

▶ Designated as the source for capital improvements & maintenance to the following facilities:

- ▶ City Hall
- ▶ Public Works Complex
- ▶ Parks and Recreation Facilities
- ▶ Harman Center
- ▶ Tahoma Cemetery
- ▶ Henry Beauchamp Community Center
- ▶ Washington Fruit Community Center
- ▶ Yakima Police Facilities
- ▶ Yakima Fire Facilities

## ▶ REET 2

▶ Designated as the source for capital improvements & maintenance to:

- ▶ Street Grind & Overlays
- ▶ Chip Sealing
- ▶ Sidewalk Repairs
- ▶ Traffic Signal Maintenance
- ▶ Traffic Calming
- ▶ Street Lights
- ▶ Opticom System Upgrades
- ▶ Thermoplastic Pavement Markings
- ▶ Pavement Condition Index (PCI)

Projects listed in the City's 5- year Capital Plan become eligible for both REET funds and possible grant funding.