

CAPITAL IMPROVEMENT PROJECTS

3rd and 4th Quarter, 2021




Public Works Director: Scott Schafer
City Engineer: Bill Preston

3rd & 4th Quarter 2021

Challenges

What the future holds




Completed

Spring Creek Road Phase 2 – Wetland Mitigation




Project Costs: \$463,000
Funding: REET



Completed

Northside Alley Paving



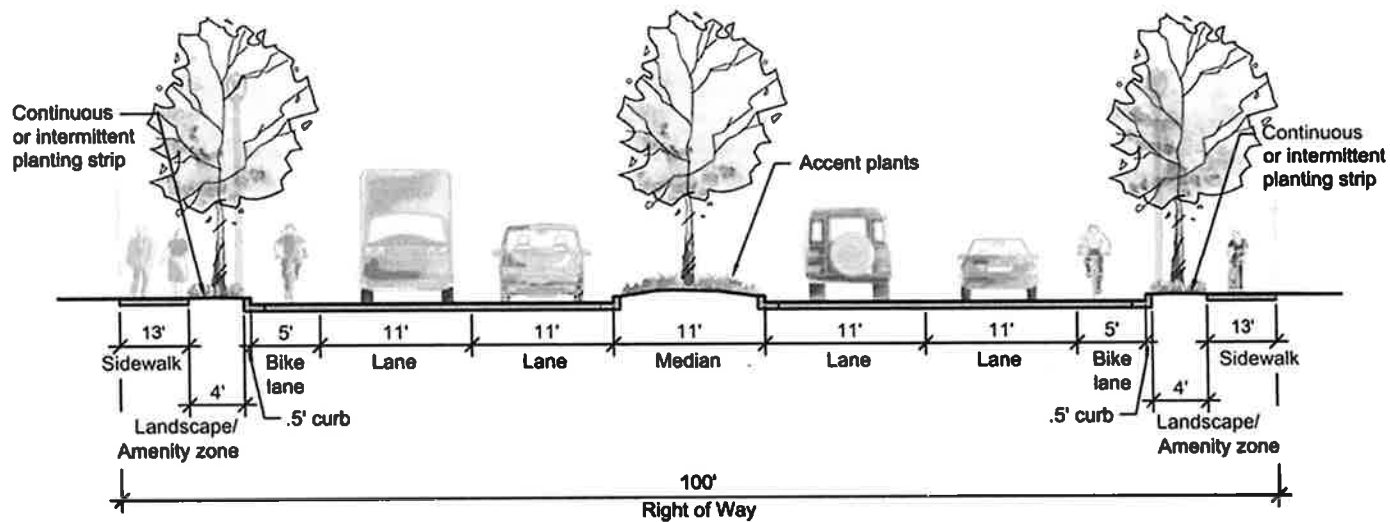
Project Costs: \$530,000

Funding: Congestion Mitigation Air Quality (CMAQ)



Completed

North 1st Street Revitalization – Phase 2 ‘J’ Street to ‘N’ Street






PROJECT COST: \$2,586,000

FUNDING: TBD, STORMWATER, AND WATER

Completed

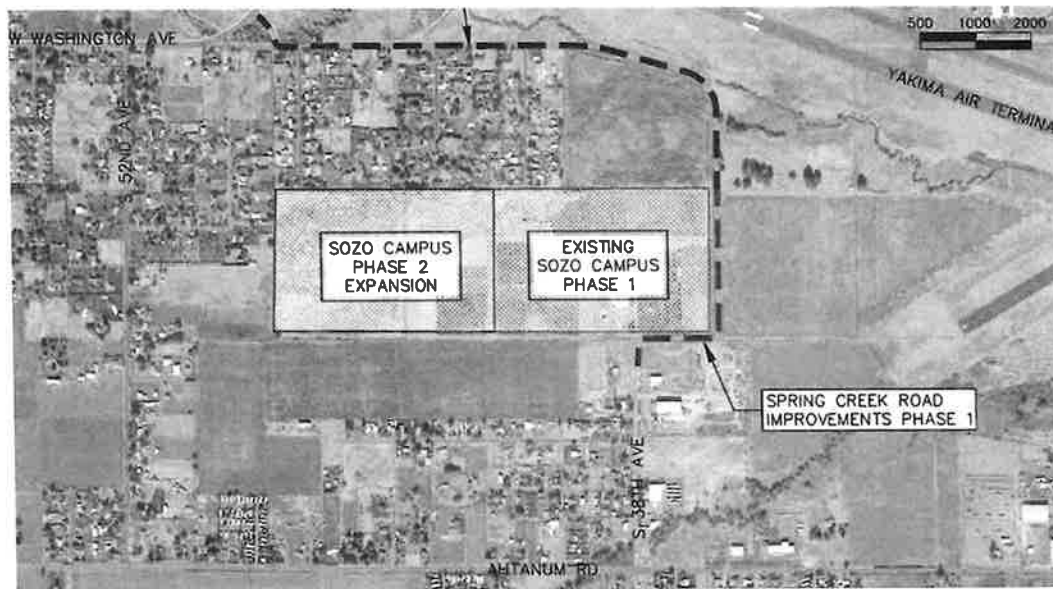
North 1st Street Revitalization – Phase 2 ‘J’ Street to ‘N’ Street





Under Construction

Spring Creek Road Phase 2 - Soccer Complex Access



Project Costs: \$2,678,000

SIED Funds: \$2,000,000

Signal Grant: \$ 650,000 - Washington State Legislative Budget

Under Construction

Spring Creek Road Phase 2 - Soccer Complex Access



Nelson Dam Improvements



Nelson Dam Improvements

Project Cost: \$18,100,000


Scheduled End Construction: 2023 (Phase 1)



Fund sources:


- DOE
- User Fees
- Fish Barrier Removal Board Grant
- Fund balance
- Community Cap Facilities
- Rivers Legacy Fund
- BOR
- Inter-Fund loan

Nelson Dam Improvements



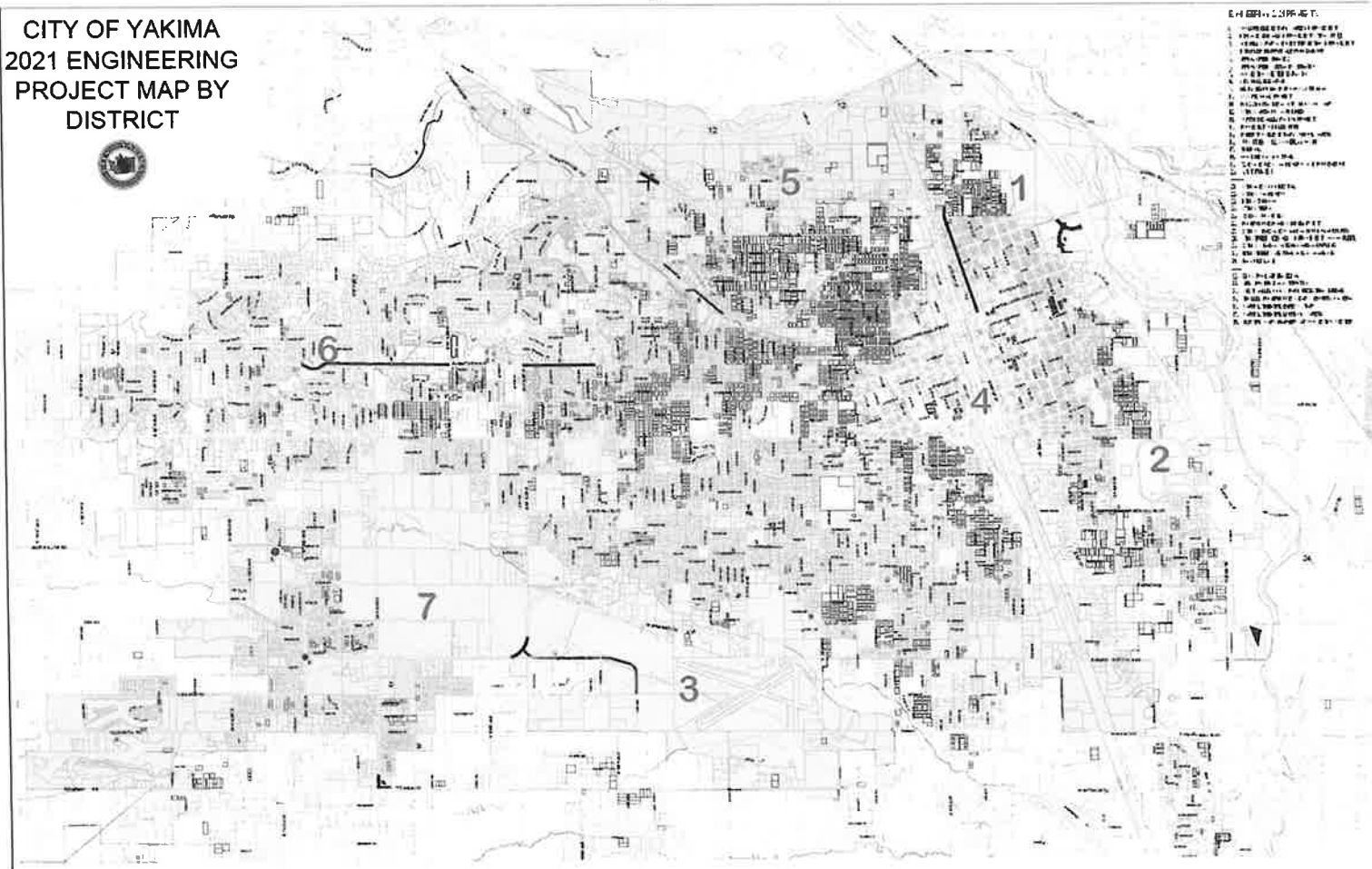
Other Capital Projects

- Tiger Oil – N 1st
 - Tiger Oil – W Nob Hill
 - HBJCC – HVAC
 - PCI survey
 - Development impacts
 - Street breaks
 - YPD building
 - City Hall Elevator
 - Capitol Theatre
-
- Grant/Funding requests
 - ADA/Ped Plan
 - TIP
 - Top 10 Accident List
 - Traffic Calming



Other Capital Projects

CITY OF YAKIMA
2021 ENGINEERING
PROJECT MAP BY
DISTRICT



Challenges

Inflation

Materials costs

Labor issues

Number of bidders

Covid special provisions

Response times (PE)


Funding / Reimbursements



What the future holds:

2022

- **McClure Elementary Safety & 16th Ave Sidewalk** – Construction \$407k; Safe Routes to School, Federal Transit Authority, and City funds
- **Cowiche Canyon Trail** – Construction \$1.2M; State Legislature funds
- **Summitview Ave Resurfacing** – Construction \$2.3M; Federal NHS funding
- **Spring Creek Road/48th Ave & Washington I/S**
- **Robertson Elementary School Safety Improvements** – Construction \$500K; Safe Routes to School funds
- **Roosevelt, McKinley, Apple Valley RRFB's** – Construction \$40k; Washington State Commission Grant




What the future holds:

2023

- **Bravo Co Blvd – Phase 1** – Construction \$6M; Bonds, City Utility, and LIFT funds
- **N 1st St Reconstruction – Phase 3** – Construction \$12M; City Utility, TBD, Bonds, Federal Freight, and TIB funds. (2 year project)
- **72nd & Washington Ave Roundabout** – Construction \$1.5M; State Legislature and City Arterial Streets funding

2024

- **34th Ave & Fruitvale Blvd Roundabout** – Construction \$2M; Federal Safety, City Arterial Streets funding



What the future holds:



Six Year Transportation Improvement Program From 2022 to 2027

Agency: Yakima

County: Yakima

MPO/RTPO: YVCOC

Y Inside

N Outside

Functional Class	Priority Number	A. PIN/Project No. C. Project Title D. Road Name or Number E. Begin & End Terminals F. Project Description	B. STIP ID	Hearing	Adopted	Amendment	Resolution No.	Improvement Type	Utility Codes	Total Length	Environmental Type	R/W Required
14	1	North 1st Street Revitalization, Phase 3 North 1st Street MLK Boulevard to "J" Street Improve North 1st Street by rehabilitating the pavement and lane markings, removing on-street parking, installing bike lanes, replacing and widening sidewalk, enhancing street lighting, installing pedestrian lighting, constructing median islands and installing various pedestrian and decorative elements.	YAK92	06/15/21	06/15/21		H 2021 084	04	C C O P S T W	0.750	CE	Yes

Funding								
Status	Phase	Phase Start Year (YYYY)	Federal Fund Code	Federal Funds	State Fund Code	State Funds	Local Funds	Total Funds
P	CN	2022		0	T1B	1,500,000	10,480,000	11,980,000
Totals				0		1,500,000	10,480,000	11,980,000

Expenditure Schedule						
Phase	1st	2nd	3rd	4th	5th & 6th	
CN	11,980,000	0	0	0	0	0
Totals	11,980,000	0	0	0	0	0

Questions?

